Fund Factsheet

COURTIERS

# Courtiers Investment Grade Bond I Shares Acc

**As of 31/10/2026**

## Investment Returns over 5 Years

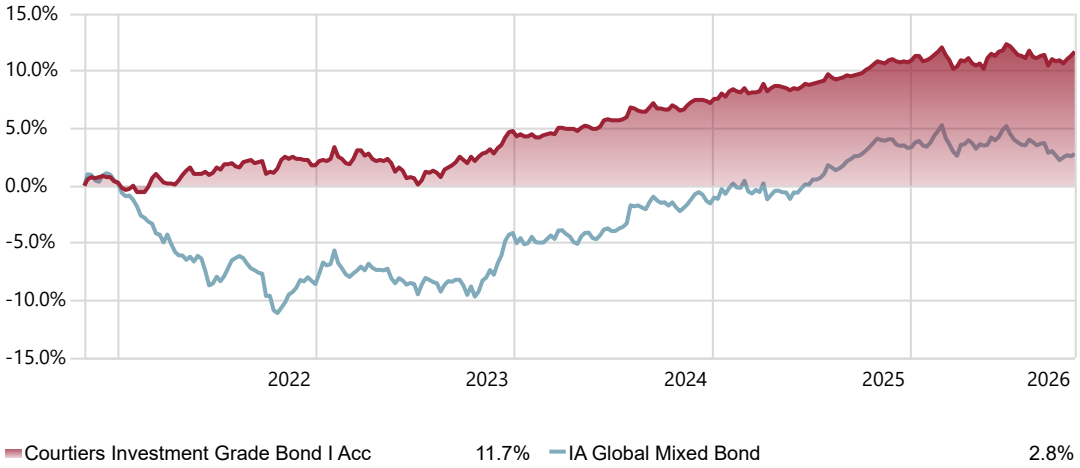


## Investment Objective

The Fund aims to achieve capital growth and income, through investment in a portfolio of investment grade securities over a period of between 5 and 10 years.

## Investment Policy

To achieve its objective, the Fund will invest in investment grade government and non-government fixed and variable interest rate securities worldwide. Investment grade is a rating which is BBB or higher from the rating agency Standard & Poor's or the equivalent rating of another internationally recognised rating agency such as Fitch or Moody's.

The Fund may also invest in other transferable securities such as units/shares in investment funds, warrants, cash and near cash and deposits. Derivatives (investments whose value is linked to another underlying investment such as shares or performance of a stock exchange) may be used to reduce risk or cost and/or to generate extra income and growth.

There is no guarantee that the Fund will achieve its objective over any particular period or at all.

To help investors compare funds with broadly similar characteristics, the Investment Association (the trade body that represents UK investment managers) has grouped many funds sold in the UK into sectors. This Fund is classified in the Investment Association Global Mixed Bond sector. Investors can use this sector to assess the Fund's performance.

Performance charts © 2026 Morningstar, All Rights Reserved. The information contained within: (1) is proprietary to Morningstar and/or its content providers; (2) may not be copied or distributed; and (3) is not warranted to be accurate, complete or timely. Neither Morningstar nor its content providers are responsible for any damages or losses arising from any use of this information.

## Cumulative Performance (% Growth)

| | YTD | 3 Months | 6 Months | 1 Year | 3 Years | 5 Years | 5 Years (Annualised) |
|---|---|---|---|---|---|---|---|
| Courtiers Investment Grade Bond I Acc | 0.67% | 0.50% | 1.27% | 0.76% | 8.93% | 11.68% | 2.23% |
| IA Global Mixed Bond | -0.78% | -0.72% | -0.43% | -1.28% | 13.17% | 2.77% | 0.55% |

## Standardised Performance (% Growth)

| | 01/11/2021 - 31/10/2022 | 01/11/2022 - 31/10/2023 | 01/11/2023 - 31/10/2024 | 01/11/2024 - 31/10/2025 | 01/11/2025 - 31/10/2026 |
|---|---|---|---|---|---|
| Courtiers Investment Grade Bond I Acc | 2.34% | 0.18% | 3.92% | 4.04% | 0.76% |
| IA Global Mixed Bond | -10.68% | 1.67% | 7.99% | 6.16% | -1.28% |

## Fund Facts

| | |
|---|---|
| Legal Structure | UK Authorised ICVC |
| Fund Size | £ 29,659,708.80 |
| Fund Size Date | 31/10/2026 |
| Number of Holdings | 24 |
| Min Investment | £ 5,000,000 |
| Launch Date | 27/11/2015 |
| Base Currency | Pound Sterling |
| Pricing Frequency | Daily |
| Valuation Point | 22:00 |
| Accounting End | 30th September |
| ISIN | GB00BYXVWY51 |
| UCITS | Yes |
| Share Class | I Shares Accumulation |
| Domicile | United Kingdom |
| IA Sector | Global Mixed Bond |

## Charges

| | |
|---|---|
| Initial Charge | 0.00% |
| Ongoing Charge | 0.75% |

## Fund Managers



**Gary Reynolds, CFA**
Chief Investment Officer



**Jacob Reynolds, CFA**
Fund Manager

Further information and documentation available at courtiers.co.uk

## Top 10 Investment Positions

| | % |
|---|---|
| United Kingdom of Great Britain and Northern Ireland 1% | 7.18% |
| United Kingdom of Great Britain and Northern Ireland 4.75% | 6.38% |
| United Kingdom of Great Britain and Northern Ireland 4.25% | 5.76% |
| United Kingdom of Great Britain and Northern Ireland 4.5% | 5.70% |
| United Kingdom of Great Britain and Northern Ireland 3.5% | 5.67% |
| European Investment Bank 3.75% | 5.63% |
| United Kingdom of Great Britain and Northern Ireland 1.25% | 5.46% |
| United Kingdom of Great Britain and Northern Ireland 0.875% | 4.89% |
| United Kingdom of Great Britain and Northern Ireland 4.25% | 4.62% |
| Kreditanstalt Fuer Wiederaufbau 4.375% | 4.20% |

## Regional Exposure

Portfolio Date: 31/10/2026

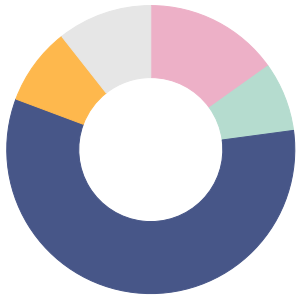

| | % |
|---|---|
| Europe (Developed) | 15.1 |
| North America | 7.7 |
| United Kingdom | 57.8 |
| Cash & Equivalents | 8.7 |
| Other | 10.6 |
| **Total** | **100.0** |

## Sector Exposure

Portfolio Date: 31/10/2026

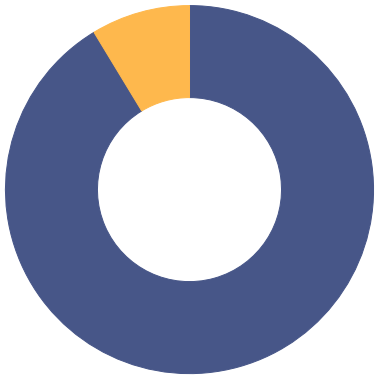

| | % |
|---|---|
| Government Bonds | 91.3 |
| Cash & Equivalents | 8.7 |
| **Total** | **100.0** |

## Maturity Breakdown

Portfolio Date: 31/10/2026



| | % |
|---|---|
| 1 - 3 Years | 36.52 |
| 5 - 7 Years | 12.06 |
| 10 - 15 Years | 10.08 |
| 15 - 20 Years | 13.73 |
| 20 -30 Years | 5.76 |
| Cash & Equivalents | 8.69 |
| Other | 13.17 |
| **Total** | **100.00** |

## Credit Quality

Portfolio Date: 31/10/2026



| | % |
|---|---|
| AAA | 26.30 |
| AA | 73.70 |
| A | 0.00 |
| BBB | 0.00 |
| BB | 0.00 |
| B | 0.00 |
| Below B | 0.00 |
| Not Rated | 0.00 |
| **Total** | **100.00** |

## Currency Exposure

Portfolio Date: 31/10/2026



| | % |
|---|---|
| Pound Sterling | 89.4 |
| US Dollar | 10.6 |
| **Total** | **100.0** |

## Important Information

This fund is a sub-fund of the Courtiers UCITS Investment Funds ICVC, which is authorised in the United Kingdom and regulated by the Financial Conduct Authority. The fund is managed by Courtiers Asset Management Limited.

This communication is not intended to recommend the investment referred to. If you are at all unsure whether this investment is suitable for your circumstances, please seek advice from your financial adviser.

Please remember that past performance is not a reliable indicator of future returns. The value of your investment and any income you take from it may fall as well as rise and is not guaranteed. You might get back less than you invest. For full details of the fund's risks, please refer to the fund's Prospectus.

The source of the performance data and charts contained within this document is Morningstar Direct. All data is correct as at the date shown at the top of this factsheet, unless otherwise stated.

Past performance figures are in pounds sterling, and are based on the net asset value (NAV) of the fund. They are also calculated on the basis that any distributable income of the fund is reinvested, and are net of all charges.

Before making any decisions to invest, please refer to the relevant Key Investor Information Document, the Supplementary Information Document and the latest Prospectus. These documents can be downloaded from the Fund Literature section of our website at www.courtiers.co.uk, or you can obtain them free of charge by contacting Courtiers Asset Management Limited.

**Courtiers Asset Management Limited**. 18 Hart St, Henley-on-Thames, Oxfordshire RG9 2AU
Courtiers Asset Management Limited is the issue of this communication and is authorised and regulated by the Financial Conduct Authority, Register Number 616322. Registered in England & Wales
Registered Company Number 0884308. VAT Registration Number 669 2553 96.

Tel: 01491 578 368
enquires@courtiers.co.uk
courtiers.co.uk