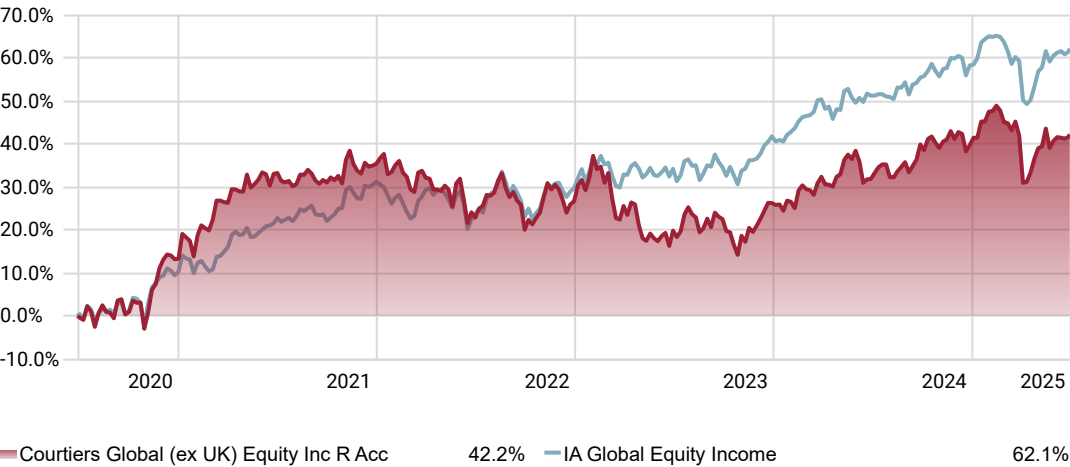


Courtiers Global (ex UK) Equity Income R Shares Acc

As of 30/06/2025

Investment Returns over 5 Years



Investment Objective

The Fund aims to achieve capital growth and income from a portfolio of global company shares, over 5 years.

Investment Policy

To achieve its objective, the Fund will invest in shares of companies outside of the UK. The Fund may also invest in other transferable securities such as units/shares in investment funds, global shares, investments issued by banks or governments that are a short term loan to the issuer by the buyer, warrants, cash and near cash and deposits. Derivatives (investments whose value is linked to another underlying investment such as shares or performance of a stock exchange) may be used to reduce risk or cost and/or to generate extra income and growth.

There is no guarantee that the Fund will achieve its objective over any particular period or at all.

This fund is actively managed, meaning investment decisions are made by a fund manager rather than by tracking a market index. The manager adopts a fundamental approach, often referred to as a "value" style, to selecting investments and gives each investment an equal share in the portfolio. This equally weighted approach tends to lead to the fund having a bias towards small-cap stocks and "value" stocks. As a result, the fund's performance can differ from its comparator for long periods—sometimes doing better, sometimes worse.

To help investors compare funds with broadly similar characteristics, the Investment Association (the trade body that represents UK investment managers) has grouped many funds sold in the UK into sectors. This Fund is classified in the Investment Association Global Equity Income sector. Investors can use this sector to assess the Fund's performance.

Performance charts © 2025 Morningstar, All Rights Reserved. The information contained within: (1) is proprietary to Morningstar and/or its content providers; (2) may not be copied or distributed; and (3) is not warranted to be accurate, complete or timely. Neither Morningstar nor its content providers are responsible for any damages or losses arising from any use of this information.

Further information and documentation available at courtiers.co.uk

Cumulative Performance (% Growth)

	YTD	3 Months	6 Months	1 Year	3 Years	5 Years	5 Years (Annualised)
Courtiers Global (ex UK) Equity Inc R Acc	1.37%	0.94%	1.37%	7.89%	16.35%	42.18%	7.29%
IA Global Equity Income	3.16%	2.94%	3.16%	7.26%	31.78%	62.12%	10.15%

Standardised Performance (% Growth)

	01/07/2020 - 30/06/2021	01/07/2021 - 30/06/2022	01/07/2022 - 30/06/2023	01/07/2023 - 30/06/2024	01/07/2024 - 30/06/2025
Courtiers Global (ex UK) Equity Inc R Acc	32.45%	-7.74%	-1.99%	10.04%	7.89%
IA Global Equity Income	21.40%	1.34%	9.06%	12.66%	7.26%

Fund Facts

Legal Structure	UK Authorised ICVC
Fund Size	£ 44,483,043.78
Fund Size Date	30/06/2025
Number of Holdings	30
Min Investment	£ 1,000
Launch Date	27/11/2015
Base Currency	Pound Sterling
Pricing Frequency	Daily
Valuation Point	22:00
Accounting End	30th September
ISIN	GB00BYXV604
UCITS	Yes
Share Class	R Shares Accumulation
Domicile	United Kingdom
IA Sector	Global Equity Income

Charges

Initial Charge	0.00%
Ongoing Charge	1.50%

Fund Managers



Gary Reynolds, CFA
Chief Investment Officer



Jacob Reynolds, CFA
Fund Manager

Top 10 Investment Positions

	%
Unipol Assicurazioni SpA	3.77%
ProSiebenSat 1 Media SE	3.69%
Wereldhave NV	3.66%
Deutsche Lufthansa AG	3.65%
Guess? Inc	3.62%
Television Francaise 1 SA	3.59%
Cisco Systems Inc	3.55%
Citizens Financial Group Inc	3.48%
Ituran Location and Control Ltd	3.47%
Linamar Corp	3.46%

Leading Contributors

Time Period: 01/06/2025 to 30/06/2025

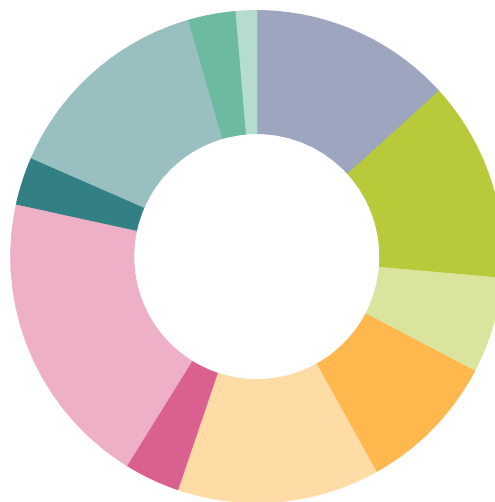
	Average Weights	Return	Contribution		Average Weights	Return	Contribution
Guess? Inc	3.26%	16.51%	0.55%	Carrefour	2.97%	-7.48%	-0.23%
Citigroup Inc	3.02%	11.21%	0.34%	NTT Inc	3.16%	-5.62%	-0.18%
Deluxe Corp	3.07%	9.72%	0.30%	Sanofi SA	3.35%	-4.42%	-0.15%
Citizens Financial Group Inc	3.26%	9.14%	0.30%	AGL Energy Ltd	3.29%	-3.93%	-0.13%
Cisco Systems Inc	3.36%	8.31%	0.28%	Mercedes-Benz Group AG	3.13%	-3.86%	-0.12%

Leading Detractors

Time Period: 01/06/2025 to 30/06/2025

Sector Exposure

Portfolio Date: 30/06/2025



	%
Communication Services	13.3
Consumer Cyclical	13.1
Consumer Defensive	6.3
Healthcare	9.2
Industrials	13.3
Real Estate	3.7
Technology	19.6
Energy	3.1
Financial Services	14.0
Utilities	3.1
Cash	1.3
Total	100.0

Equity Regional Exposure

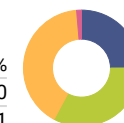
Portfolio Date: 30/06/2025



	%
Asia (Developed)	3.0
Australasia	3.1
Europe (Developed)	43.6
North America	32.8
Japan	12.7
Cash	1.3
Other	3.5
Total	100.0

Market Capitalisation

Portfolio Date: 30/06/2025



	%
Large Cap	24.94
Mid Cap	32.88
Small Cap	40.83
Cash	1.35
Total	100.00

Important Information

This fund is a sub-fund of the Courtiers UCITS Investment Funds ICVC, which is authorised in the United Kingdom and regulated by the Financial Conduct Authority. The fund is managed by Courtiers Asset Management Limited.

This communication is not intended to recommend the investment referred to. If you are at all unsure whether this investment is suitable for your circumstances, please seek advice from your financial adviser.

Please remember that past performance is not a reliable indicator of future returns. The value of your investment and any income you take from it may fall as well as rise and is not guaranteed. You might get back less than you invest. For full details of the fund's risks, please refer to the fund's Prospectus.

The source of the performance data and charts contained within this document is Morningstar Direct. All data is correct as at the date shown at the top of this factsheet, unless otherwise stated.

Past performance figures are in pounds sterling, and are based on the net asset value (NAV) of the fund. They are also calculated on the basis that any distributable income of the fund is reinvested, and are net of all charges.

Before making any decisions to invest, please refer to the relevant Key Investor Information Document, the Supplementary Information Document and the latest Prospectus. These documents can be downloaded from the Fund Literature section of our website at www.courtiers.co.uk, or you can obtain them free of charge by contacting Courtiers Asset Management Limited.



Courtiers Asset Management Limited. 18 Hart St, Henley-on-Thames, Oxfordshire RG9 2AU
Courtiers Asset Management Limited is the issuer of this communication and is authorised and regulated
by the Financial Conduct Authority, Register Number 616322. Registered in England & Wales
Registered Company Number 0884308. VAT Registration Number 669 2553 96.

Tel: 01491 578 368
enquires@courtiers.co.uk
courtiers.co.uk