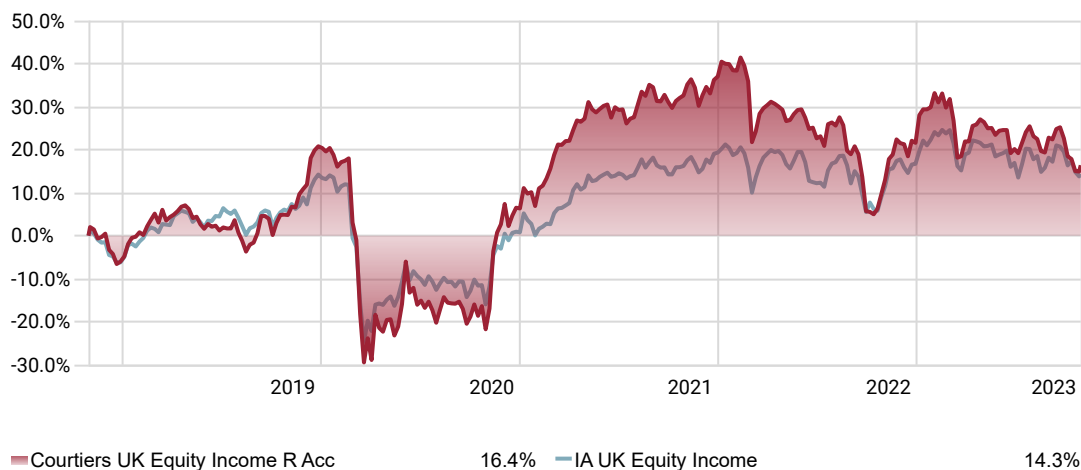


# Courtiers UK Equity Income R Shares Acc

As of 31/10/2023

## Investment Returns over 5 Years



## Investment Objective

The Fund aims to achieve capital growth and income from a portfolio of UK company shares, over 5 years.

## Investment Policy

To achieve its objective, the Fund will invest in shares of companies incorporated, domiciled or having the predominant part of their business in the UK. The Fund may also invest in other transferable securities such as units/shares in investment funds, global shares, investments issued by banks or governments that are a short term loan to the issuer by the buyer, warrants, cash and near cash and deposits. Derivatives (investments whose value is linked to another underlying investment such as shares or performance of a stock exchange) may be used to reduce risk or cost and/or to generate extra income and growth.

There is no guarantee that the Fund will achieve its objective over any particular period or at all.

To help investors compare funds with broadly similar characteristics, the Investment Association (the trade body that represents UK investment managers) has grouped many funds sold in the UK into sectors. This Fund is classified in the Investment Association UK Equity Income sector. Investors can use this sector to assess the Fund's performance.

Performance charts © 2023 Morningstar, All Rights Reserved. The information contained within: (1) is proprietary to Morningstar and/or its content providers; (2) may not be copied or distributed; and (3) is not warranted to be accurate, complete or timely. Neither Morningstar nor its content providers are responsible for any damages or losses arising from any use of this information.

## Fund Managers



**Gary Reynolds, CFA**  
Chief Investment Officer



**Jacob Reynolds, CFA**  
Fund Manager

## Cumulative Performance (% Growth)

	YTD	3 Months	6 Months	1 Year	3 Years	5 Years	5 Years (Annualised)
Courtiers UK Equity Income R Acc	-4.29%	-6.81%	-8.40%	5.61%	48.72%	16.37%	3.08%
IA UK Equity Income	-2.09%	-4.75%	-6.02%	4.59%	35.98%	14.28%	2.71%

## Standardised Performance (% Growth)

	01/11/2018 - 31/10/2019	01/11/2019 - 31/10/2020	01/11/2020 - 31/10/2021	01/11/2021 - 31/10/2022	01/11/2022 - 31/10/2023
Courtiers UK Equity Income R Acc	4.17%	-24.88%	69.44%	-16.89%	5.61%
IA UK Equity Income	5.63%	-20.43%	38.27%	-5.97%	4.59%

## Fund Facts

Legal Structure	UK Authorised ICVC
Fund Size	£ 48,053,713.04
Fund Size Date	31/10/2023
Number of Holdings	33
Min Investment	£ 1,000
Launch Date	27/11/2015
Base Currency	Pound Sterling
Pricing Frequency	Daily
Valuation Point	22:00
Accounting End	30th September
ISIN	GB00BYXV596
UCITS	Yes
Share Class	R Shares Accumulation
Domicile	United Kingdom
IA Sector	UK Equity Income

## Charges

Initial Charge	0.00%
Ongoing Charge	1.50%

Further information and documentation available at [courtiers.co.uk](https://www.courtiers.co.uk)

## Top 10 Investment Positions

	%
Centrica PLC	3.73%
Wincanton PLC	3.58%
Shell PLC	3.56%
Topps Tiles PLC	3.37%
FirstGroup PLC	3.31%
Keller Group PLC	3.29%
Anglo American PLC	3.25%
Vodafone Group PLC	3.14%
Sainsbury (J) PLC	3.13%
Vesuvius PLC	3.10%

## Leading Contributors

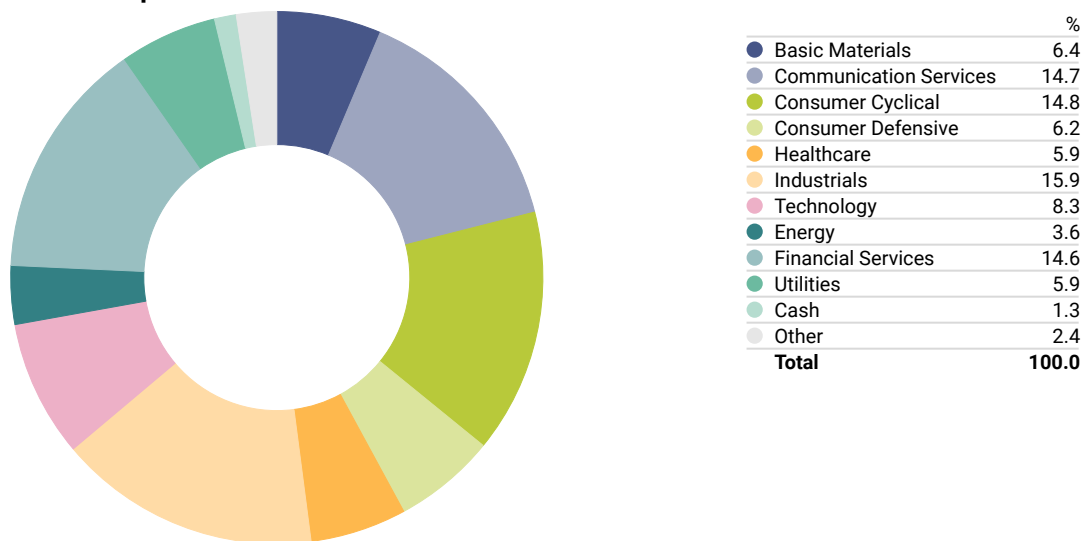
Time Period: 01/10/2023 to 31/10/2023

	Average Weights	Return	Contribution		Average Weights	Return	Contribution
FirstGroup PLC	3.01%	4.64%	0.14%	Spirent Communications PLC	2.34%	-29.53%	-0.72%
Tesco PLC	2.86%	3.49%	0.10%	Barclays PLC	3.27%	-17.20%	-0.58%
Keller Group PLC	3.02%	3.20%	0.10%	FDM Group (Holdings) PLC	2.61%	-16.06%	-0.43%
Centrica PLC	3.47%	2.75%	0.10%	Direct Line Insurance Group PLC	3.24%	-12.14%	-0.41%
STV Group PLC	2.54%	2.35%	0.06%	ME Group International PLC	3.19%	-11.15%	-0.37%

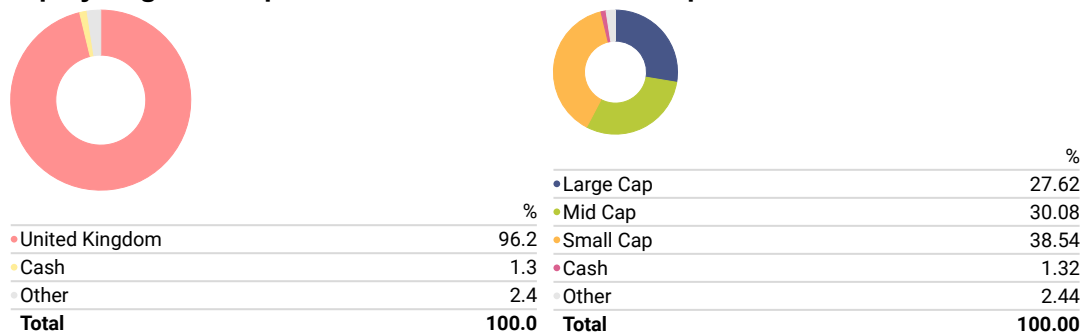
## Leading Detractors

Time Period: 01/10/2023 to 31/10/2023

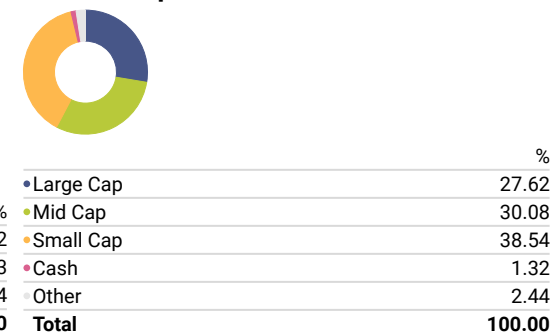
## Sector Exposure



## Equity Regional Exposure



## Market Capitalisation



## Important Information

This fund is a sub-fund of the Courtiers UCITS Investment Funds ICVC, which is authorised in the United Kingdom and regulated by the Financial Conduct Authority. The fund is managed by Courtiers Asset Management Limited.

This communication is not intended to recommend the investment referred to. If you are at all unsure whether this investment is suitable for your circumstances, please seek advice from your financial adviser.

Please remember that past performance is not a reliable indicator of future returns. The value of your investment and any income you take from it may fall as well as rise and is not guaranteed. You might get back less than you invest. For full details of the fund's risks, please refer to the fund's Prospectus.

The source of the performance data and charts contained within this document is Morningstar Direct. All data is correct as at the date shown at the top of this factsheet, unless otherwise stated.

Past performance figures are in pounds sterling, and are based on the net asset value (NAV) of the fund. They are also calculated on the basis that any distributable income of the fund is reinvested, and are net of all charges.

Before making any decisions to invest, please refer to the relevant Key Investor Information Document, the Supplementary Information Document and the latest Prospectus. These documents can be downloaded from the Fund Literature section of our website at [www.courtiers.co.uk](http://www.courtiers.co.uk), or you can obtain them free of charge by contacting Courtiers Asset Management Limited.



**Courtiers Asset Management Limited.** 18 Hart St, Henley-on-Thames, Oxfordshire RG9 2AU  
Courtiers Asset Management Limited is the issuer of this communication and is authorised and regulated by the Financial Conduct Authority, Register Number 616322. Registered in England & Wales  
Registered Company Number 0884308. VAT Registration Number 669 2553 96.

Tel: 01491 578 368  
[enquires@courtiers.co.uk](mailto:enquires@courtiers.co.uk)  
[courtiers.co.uk](http://courtiers.co.uk)